

Closed Wound Drainage System

Drains, bulb reservoir, collection bag, trocar and connectors



**Enhancing care
for better
outcomes**



Why care about surgical site infections?

Surgical site infections (SSIs) are a major cause of morbidity and mortality. These can result in **significant consequences for both healthcare facilities and patients.**^{1,2,3}

Excess fluid accumulation in a wound is one contributor to the development of a post-operative surgical infection. This alters the healing process and decreases the defence mechanism of the patient.^{1,4}

2nd
most frequent nosocomial infections

+€2,000
Cost of extended hospitalisation days associated with SSIs²

7 — 14 days
Average length of extended stay²

Up to 20%
SSIs per year in Europe²

A key preventive measure

One of the preventive measures to decrease the risk of wound infection is a controlled drainage system, which removes excess fluid and exudate during the early phases of healing. This is a prophylactic treatment,^{1,4,5} which aims to:



Minimise post-operative complications



Enhance the wound healing process



Facilitate quicker hospital discharge following surgery



A safe closed wound drainage system

At Medline, we know the challenges healthcare professionals face as they work to achieve patient safety and reduce the duration of hospitalisation following surgery. Our mission is, therefore, to allow you to focus on what matters most: **providing a full and safe solution to care for your patients.**

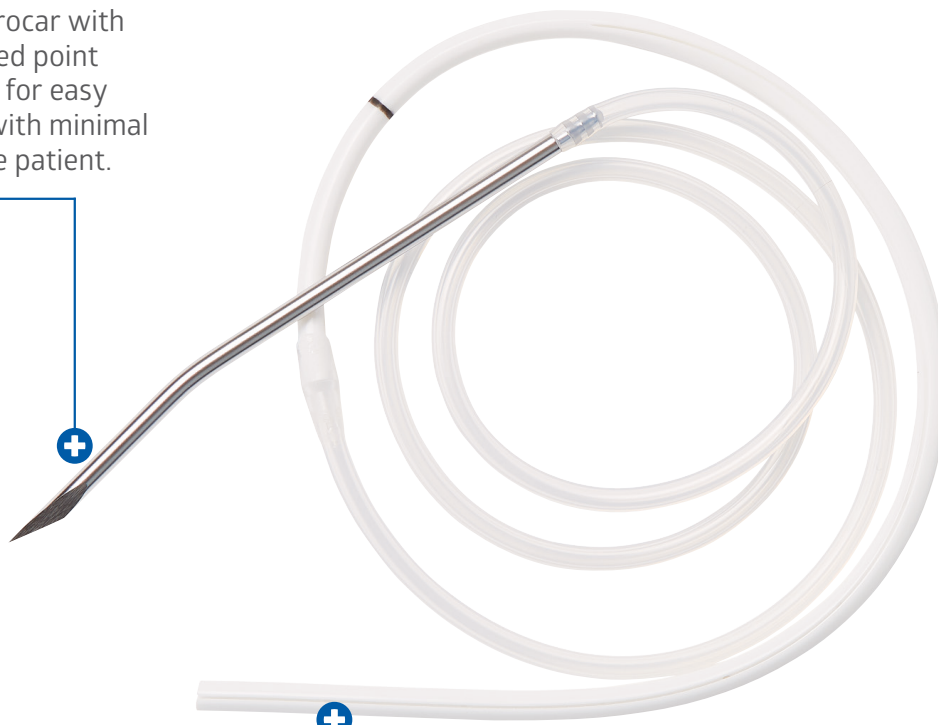


A solution for a range of procedures

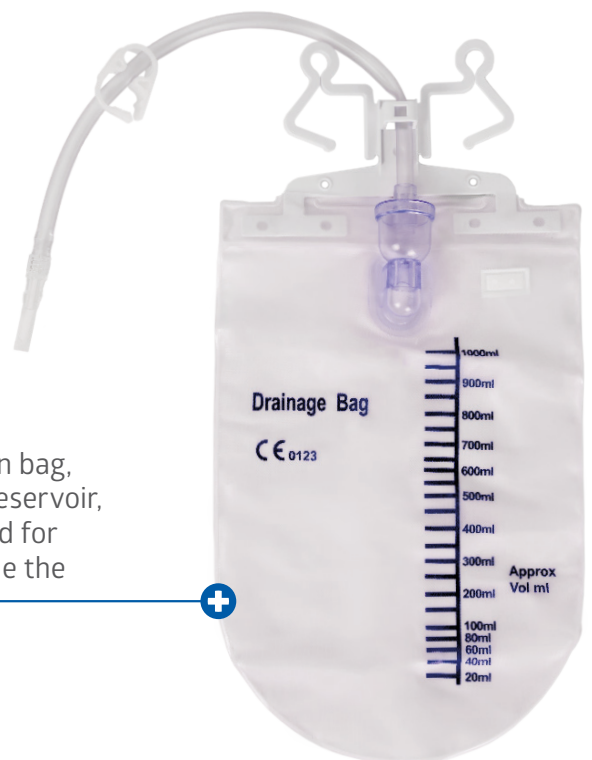
The use of a closed wound drainage system aims to prevent the accumulation of fluids or air, and eliminate dead space in the surgical wound, in several types of surgical procedures,^{1, 6} including:

- Plastic and reconstructive surgery
- Cardiothoracic surgery
- General surgery (e.g. bariatric, mastectomy)
- Digestive surgery
- Orthopaedic surgery

Medline's trocar with a three-sided point is designed for easy insertion, with minimal harm to the patient.



Medline's drains offer a highly efficient solution for exudate removal while ensuring patient comfort.



Medline's collection bag, combined with a reservoir, eliminates the need for emptying each time the reservoir is full.



Medline's silicone reservoir is a low-vacuum aspiration device that collects exudate.

Silicone drain options

Medline's various silicone drains offer high-level performance, are high-quality, and come with a round or flat design. Benefits and features include:

- More inert than PVC*⁷
- Greater biological safety⁷
- Low tissue reaction⁸
- Smooth surface for easy removal⁸

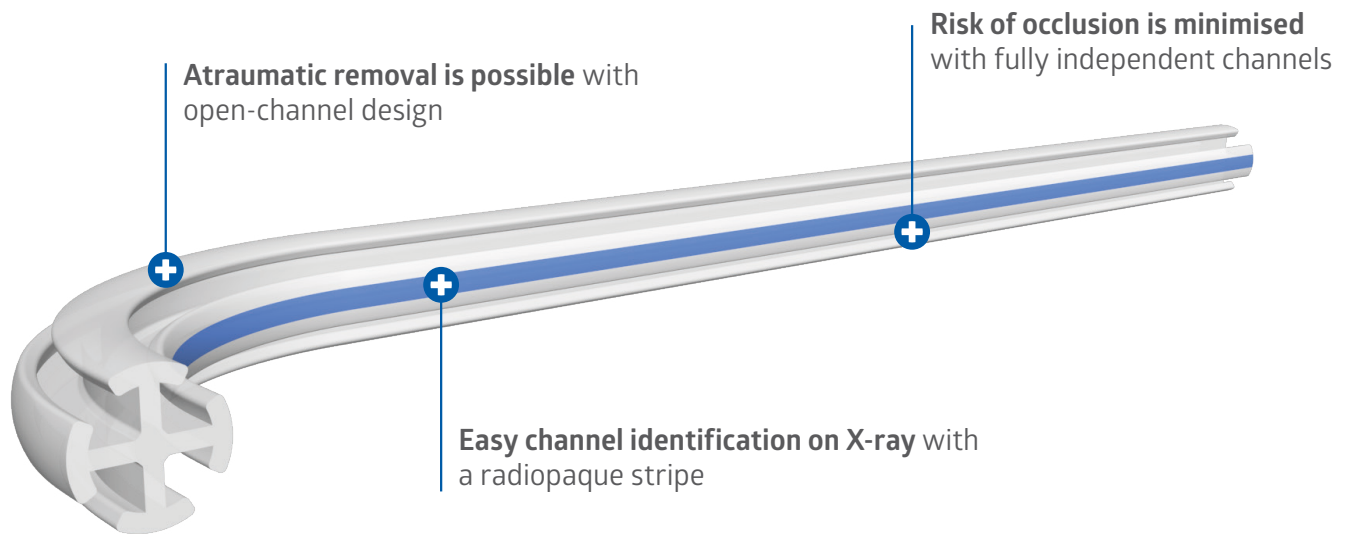


All drains are equipped with either a radiopaque strip or barium coating for visibility under X-ray:

- **Perforated drains** have small perforations that alternate at 90° angles along the full length or $\frac{3}{4}$ of the length of the drain, or are positioned only at the end of the drain.
- **Channel drains** are made of multiple independent channels with a solid centre.
- **ExuFlow** perforated channel drains combine a structure with multiple narrow ducts and internal perforations.

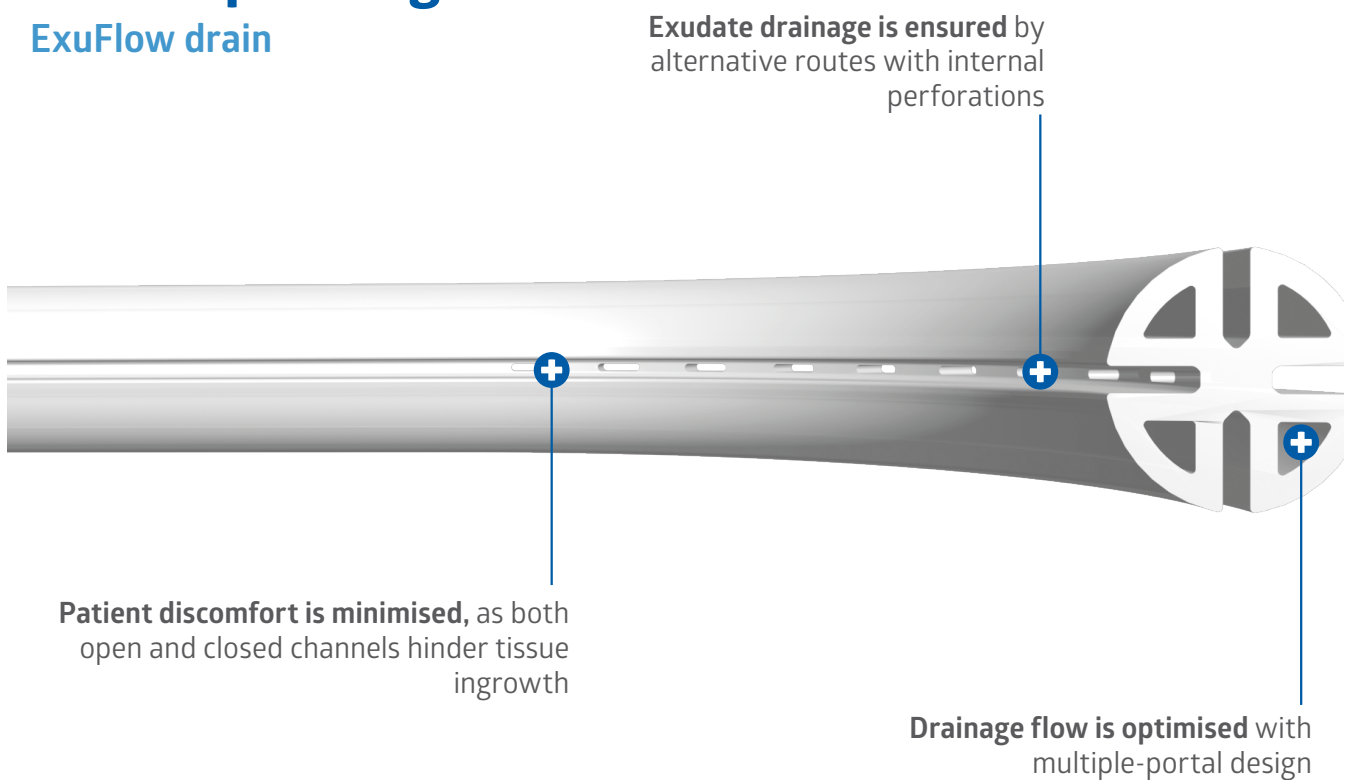
The four-channel design

Channel drain



The unique design

ExuFlow drain

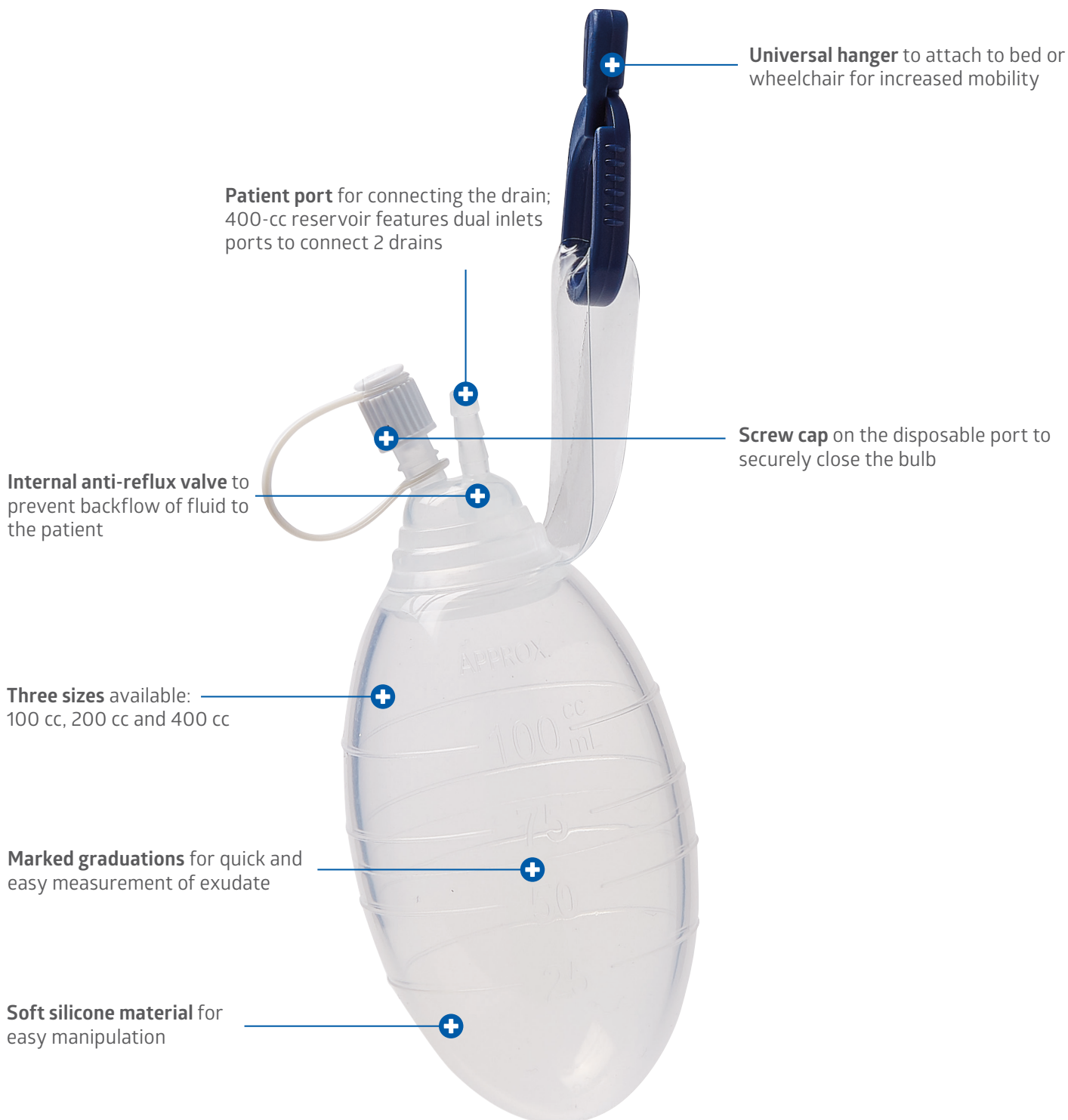


Elevate care delivery outcomes

Silicone bulb reservoir

Medline's bulb reservoir, with fully transparent silicone material and graduations, makes it easy to identify and measure collected fluids and exudate.

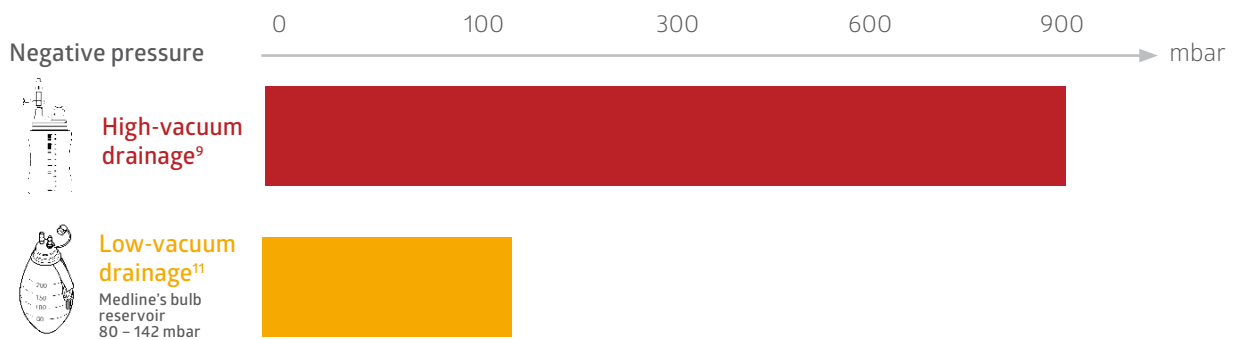
The drain connected to the bulb reservoir provides a completely closed system that minimises the risk of post-operative infections.^{1,5}



Gentle suction drainage

The post-operative drainage with a low-vacuum closed wound drainage system allows for:

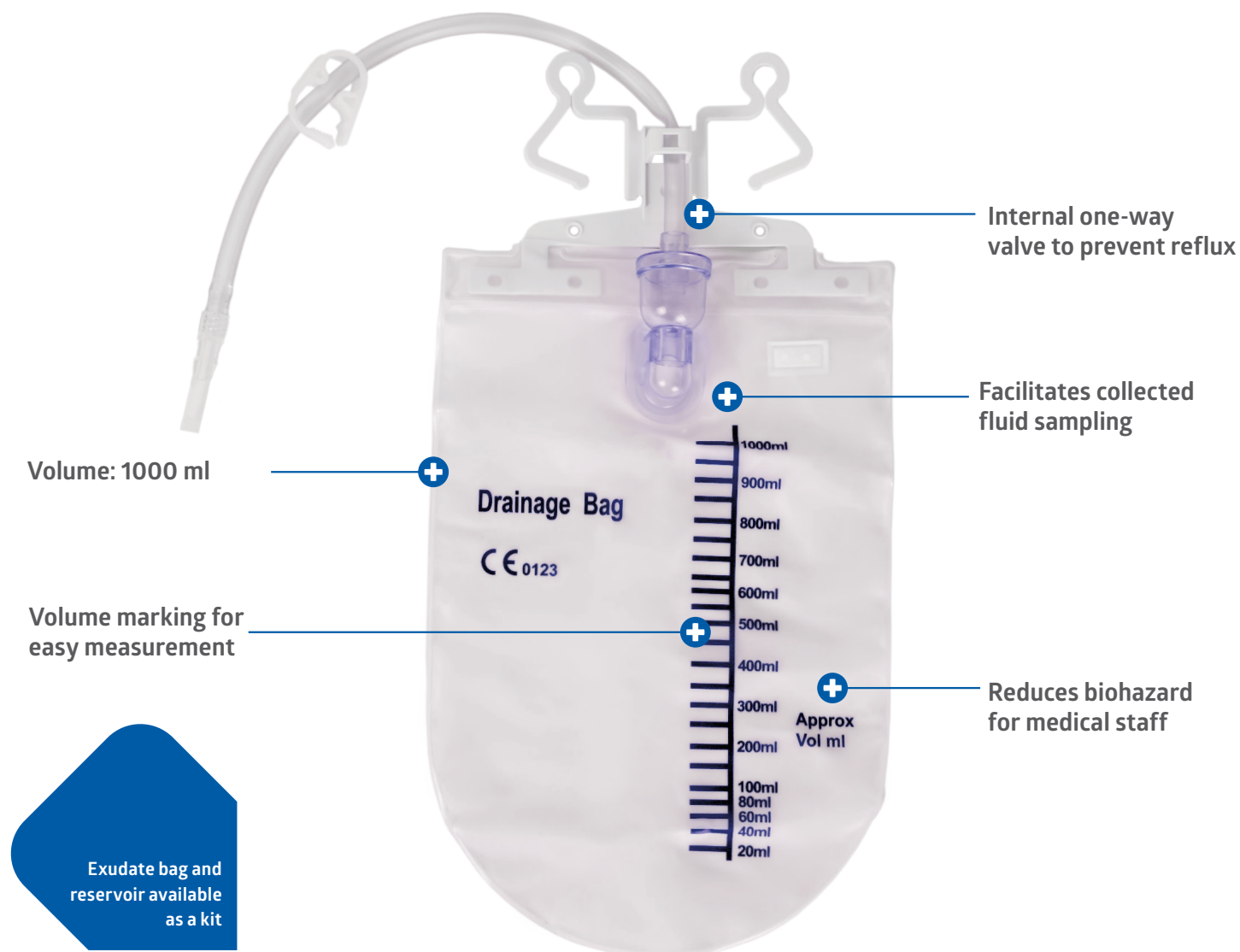
- Continuous aspiration with less tissue trauma⁵
- Prevention of wound infection when significant potential for dead spaces has been created^{1,4}
- Gradual filling of bulb reservoir
- Less time and effort to manage¹⁰



For efficient and safe handling

Collection bag

For procedures that generate a large volume of drained exudate, Medline's collection bag offers an easy and safe solution that minimises clinicians' exposure to blood.




Ready to use

Trocar and connectors


















Trocar: The silicone drains are also available with a sharply pointed trocar to help insert the drain into the patient's body.

Connectors: These are provided with the drains to facilitate connection between the drain and the bulb reservoir.














Ordering information











Perforated drains

Item	Drain size	Drain shape	Perforated	Trocar	Bulb reservoir	Packaging
DYNJWE1308A	7 mm	Flat 	$\frac{3}{4}$	No	No	10/cs
DYNJWE1310	7 mm	Flat 	Full	No	No	10/cs
DYNJWE1410	7 mm	Flat 	Full	Yes	No	10/cs
DYNJWE1309	10 mm	Flat 	$\frac{3}{4}$	No	No	10/cs
DYNJWE1311	10 mm	Flat 	Full	No	No	10/cs
DYNJWE1411	10 mm	Flat 	Full	Yes	No	10/cs
DYNJWE1320	7 CH	Round 	Full	No	No	10/cs
DYNJWE1321A	10 CH	Round 	Full	No	No	10/cs
DYNJWE0321	10 CH	Round 	Full	Yes	No	10/cs
DYNJWE1323A	15 CH	Round 	Full	No	No	10/cs
DYNJWE0323	15 CH	Round 	Full	Yes	No	10/cs
DYNJWE1325A	19 CH	Round 	Full	No	No	10/cs
DYNJWE0325	19 CH	Round 	Full	Yes	No	10/cs
DYNJWE1360	7 mm	Flat 	Full	No	100 cc/ml	10/cs
DYNJWE1348	7 mm	Flat 	$\frac{3}{4}$	No	100 cc/ml	10/cs
DYNJWE1349	10 mm	Flat 	$\frac{3}{4}$	No	100 cc/ml	10/cs
DYNJWE1361	10 mm	Flat 	Full	No	100 cc/ml	10/cs

Channel drains

Item	Drain size	Drain shape	Fluted	Trocar	Packaging
DYNJWE2186NH	10 CH	Round 	Full	No	10/cs
DYNJWE2187NH	10 CH	Round 	Full	Yes	10/cs
DYNJWE2188	15 CH	Round 	Full	No	10/cs
DYNJWE2189	15 CH	Round 	Full	Yes	10/cs
DYNJWE2190	19 CH	Round 	Full	No	10/cs
DYNJWE2191	19 CH	Round 	Full	Yes	10/cs
DYNJWE2234	24 CH	Round 	Full	No	10/cs
DYNJWE2211	7 mm	Flat 	Full	No	10/cs
DYNJWE2212	7 mm	Flat 	Full	Yes	10/cs
DYNJWE2214	10 mm	Flat 	Full	No	10/cs
DYNJWE2215	10 mm	Flat 	Full	Yes	10/cs

ExuFlow drains

Item	Drain size	Drain shape	Perforated/fluted	Trocar	Packaging
ORHUR100	10 CH	Round 	¾	No	10/cs
ORHUR101	10 CH	Round 	¾	Yes	10/cs
ORHUR150	15 CH	Round 	¾	No	10/cs
ORHUR151	15 CH	Round 	¾	Yes	10/cs
ORHUR190	19 CH	Round 	¾	No	10/cs
ORHUR195	19 CH	Round 	¾	Yes	10/cs
ORHUF071	7 mm	Flat 	Full	Yes	10/cs
ORHUF100	10 mm	Flat 	Full	No	10/cs
ORHUF101	10 mm	Flat 	Full	Yes	10/cs
ORHUF104	10 mm	Flat 	¾	Yes	10/cs

Bulb reservoir and collection bag

Item	Capacity	Patient port	Packaging
DYNJWE1305	100 cc/ml	Single	10/cs
DYNJWE2000	200 cc/ml	Single	10/cs
DYNJWE1000	400 cc/ml	Dual	10/cs
DB1000	1000 cc/ml	-	60/cs
SDS200B+DB1000	200 + 1000 cc/ml	Single	40/cs



Medline Industries Ltd.
3rd Floor
Quayside Wilderspool Business Park
Greenalls Avenue
Warrington WA4 6HL
United Kingdom
Tel.: +44 844 334 5237

www.medline.eu/uk
uk-customerservice@medline.com

Medline Ireland Ltd.
1 Grant's Row
Mount Street Lower
Dublin 2
Ireland
Tel.: +353 1 691 73 06

www.medline.eu/ie
ie-customerservice@medline.com

FOLLOW US  

- Margaret F. Fay, RN. Drainage Systems. AORN Journal. 1987; 46:442 – 454
- Leaper DJ, van Goor H, Reilly J, Petrosillo N, Geiss HK, Torres AJ, Berger A. Surgical site infection – a European perspective of incidence and economic burden. Int Wound J 2004; 1:247 – 273
- C. Defez, P. Fabbro-Peray, M. Cazaban. Additional direct medical costs of nosocomial infections: an estimation from a cohort of patients in a French university hospital. Journal of Hospital Infection. 2008; 68:130 – 136
- J. Wesley Alexander, Joel Korelitz, Nancy S. Alexander. Prevention of Wound Infections. The American Journal of surgery. 1976; 132:59 – 63
- Makama J G, Ameh E A. Surgical Drains: What the Resident Needs To Know. Nigerian journal of medicine. 2008; 17:244 – 250
- Rajaraman Durai, Philip C.H. NG. Surgical Vacuum Drains: Types, Uses, and Complications. AORN Journal; 91:266 – 271
- Jim Curtis, Paal Klykken. A Comparative Assessment of Three Common Catheter Materials. Dow Corning. 2008; 2 – 8
- Sukh S. Rayatt, F.D.S. Soft Fluted Silicone Drains: A Prospective, Randomized, Patient-Controlled Study. Plastic and reconstructive surgery. 2005; 115:1605 – 1608
- C. Willy, J. Sterk. Drainagen in der Weichteilchirurgie. Der Chirurg. 2003; 74:108 – 114
- GÖRan Benoni, Hans Fredin. Low- or high-vacuum drains in hip arthroplasty? : A randomized study of 73 patients. Acta Orthop Scand. 1997; 68:133 – 137
- Negative pressure testing on Bulb reservoirs. Source retrieved from internal data.

These drains are class IIa sterile medical devices, intended to be used by healthcare professionals. Before use, consult instructions and precautions on the corresponding labelling.

These bulb reservoirs are class I sterile medical devices, intended to be used by healthcare professionals. Before use, consult instructions and precautions on the corresponding labelling.

These collection bags are class I sterile medical devices, intended to be used by healthcare professionals. Before use, consult instructions and precautions on the corresponding labelling.



Medline International France SAS
5 rue Charles Lindbergh
44110 Châteaurenault, France



Shanghai International Holding Corp GmbH (Europe)
Löffelstrasse 10
20537 Hamburg, Germany



We reserve the right to correct errors that may occur in this brochure.

© 2022 Medline is a registered trademark of Medline Industries, LP. Three Lakes Drive, Northfield, IL 60093, USA. ML1040_EN 03/2022.